

5 TOP VIEW

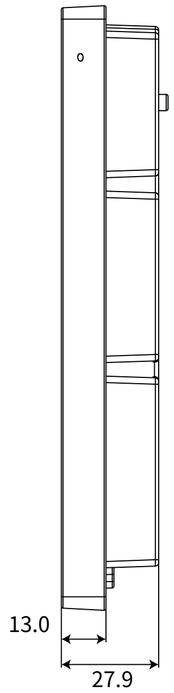

2 RIGHT VIEW

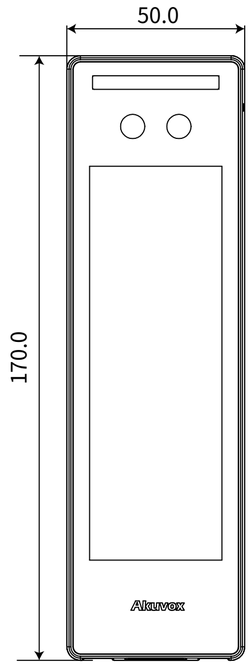

1 FRONT VIEW

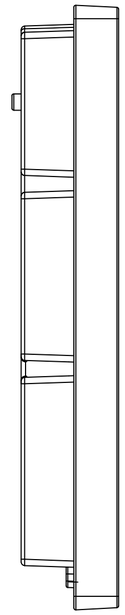

3 LEFT VIEW

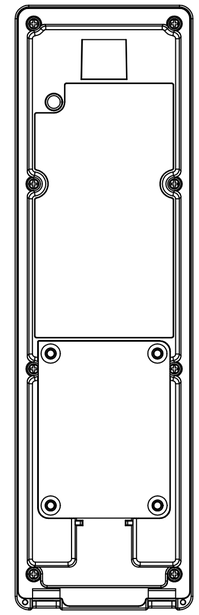

4 BACK VIEW

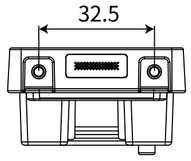

6 BOTTOM VIEW

Akuvox
Open A Smart World

Applicable Model
A15

Drawing Title
Access Control Panel

Drawing Unit
mm

Drawing Scale
Not to scale

DRAFT
SUBJECT TO
CHANGE

Last Revised
Jun 02,2026

Drawing Version
V1.0

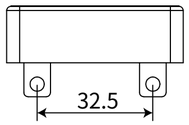

5 TOP VIEW

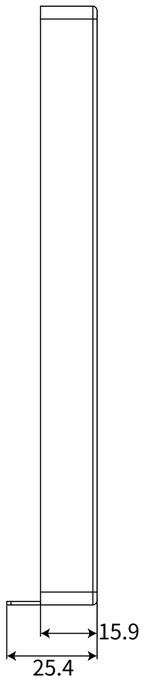

2 RIGHT VIEW

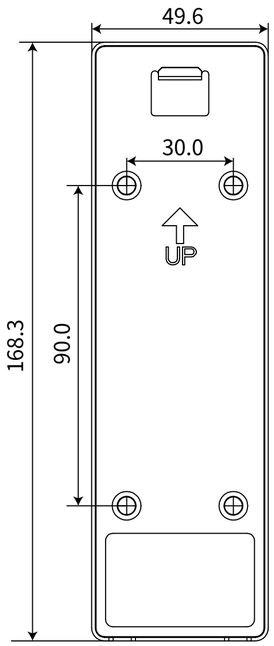

1 FRONT VIEW



3 LEFT VIEW



4 BACK VIEW

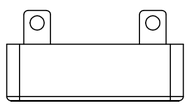

6 BOTTOM VIEW

Akuvox
Open A Smart World

Applicable Model
A15

Drawing Title
Wall Mounting Bracket

Drawing Unit
mm

Drawing Scale
Not to scale

DRAFT
SUBJECT TO CHANGE

Last Revised
Jun 02,2026

Drawing Version
V1.0

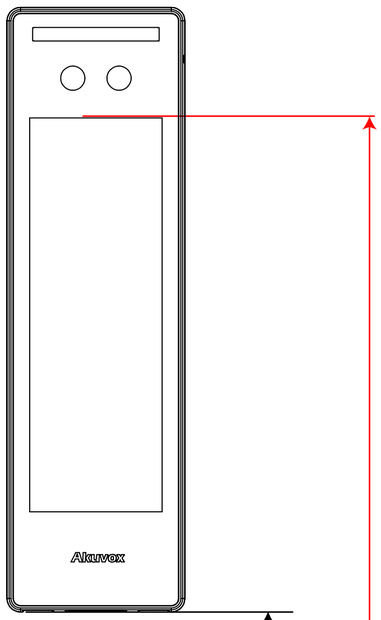

1 INTERCOM PANEL FRONT VIEW

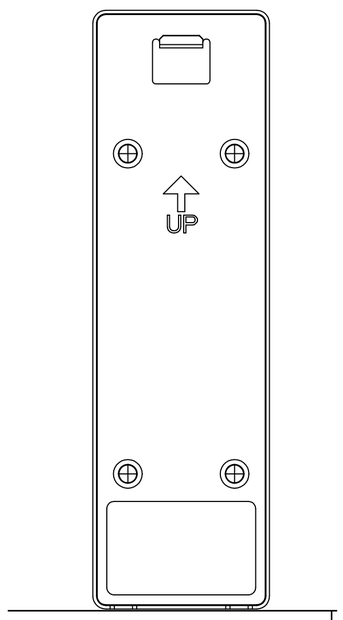

2 FRONT VIEW:WALL MOUNTING BRACKET PLACEMENT

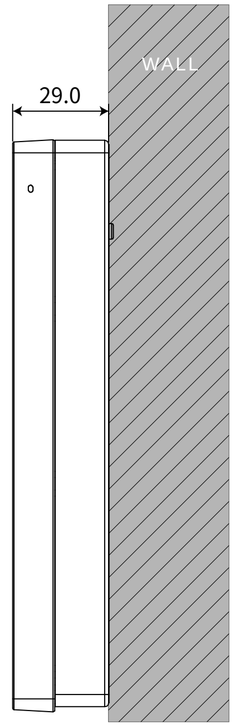

3 SIDE VIEW:INTERCOM PANEL ON WALL

Akuvox
Open A Smart World

Applicable Model
A15

Drawing Title
Placement

Drawing Unit
mm

Drawing Scale
Not to scale

DRAFT
SUBJECT TO
CHANGE

Last Revised
Jun 02,2026

Drawing Version
V1.0

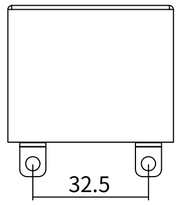

5 TOP VIEW

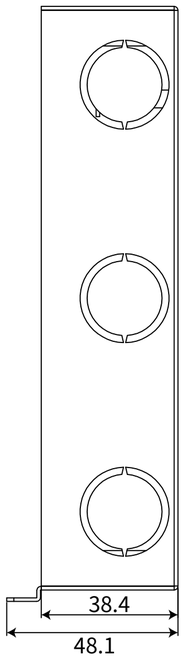

2 RIGHT VIEW

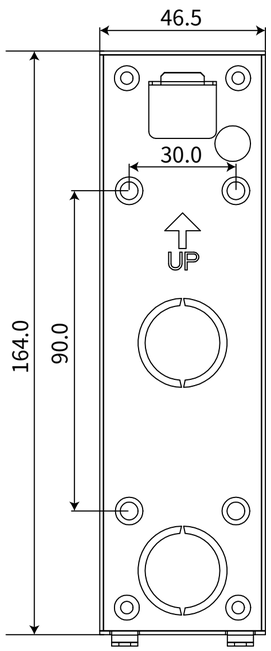

1 FRONT VIEW

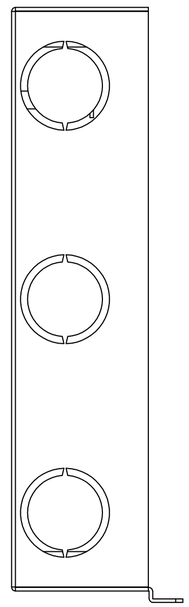

3 LEFT VIEW

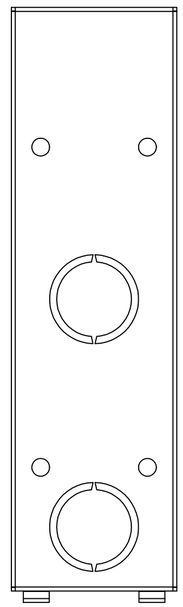

4 BACK VIEW

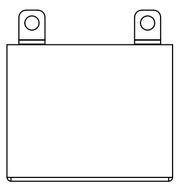

6 BOTTOM VIEW

Akuvox
Open A Smart World

Applicable Model
A15

Drawing Title
Flush Mounting Box

Drawing Unit
mm

Drawing Scale
Not to scale

DRAFT
SUBJECT TO
CHANGE

Last Revised
Jun 02,2026

Drawing Version
V1.0



1 INTERCOM PANEL FRONT VIEW

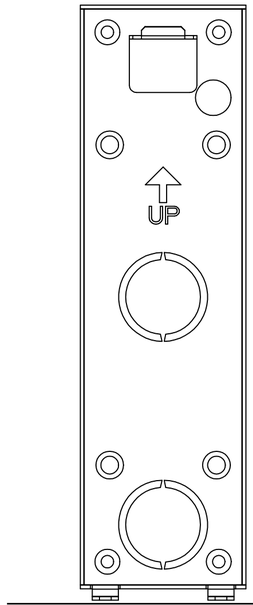

2 FRONT VIEW:Flush Mounting Box PLACEMENT

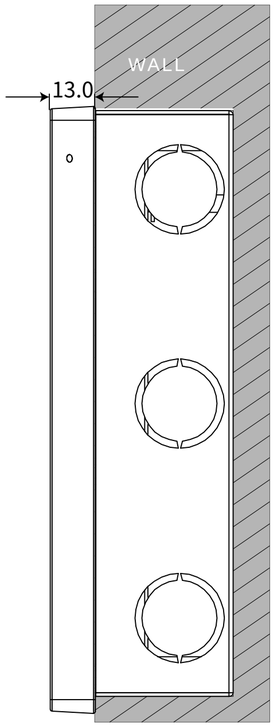

3 SIDE VIEW:INTERCOM PANEL IN WALL

1079.2mm TO BOTTOM OF PANEL

1219.2mm TO CENTER OF USABLE PARTS

ADA Compliance Requirement

GROUND

1079.2mm TO BOTTOM OF BRACKET

GROUND

Akuvox
Open A Smart World

Applicable Model
A15

Drawing Title
Placement

Drawing Unit
mm

Drawing Scale
Not to scale

DRAFT
SUBJECT TO
CHANGE

Last Revised
Jun 02,2026

Drawing Version
V1.0